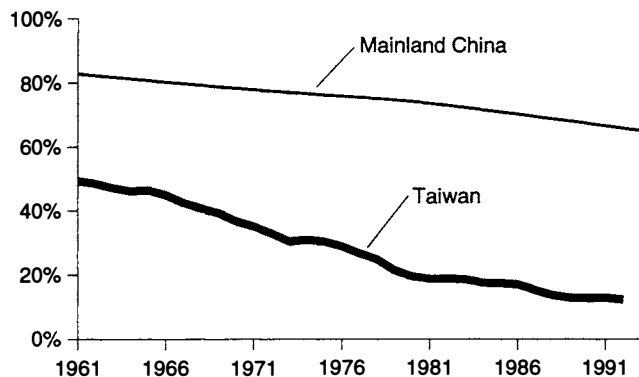


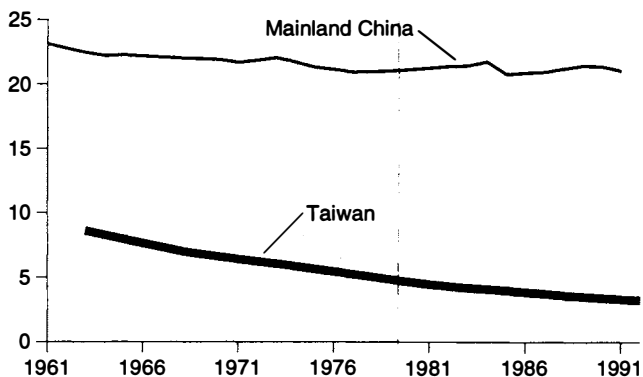
## Erratum

The 68 figures in our Aug. 26 *Feature*, "Physical Economy: Comparing Taiwan and the P.R.C.," contained four errors, which we rectify below by reproducing the corrected figures.

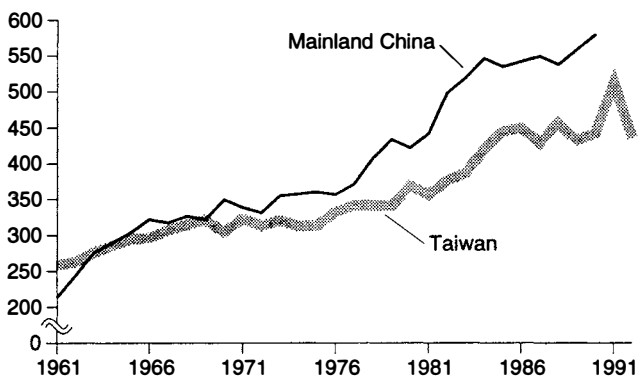
**FIGURE 12**  
**Agricultural workforce**  
(percent of total workforce)



**FIGURE 34**  
**Used area per 1,000 households**  
(km<sup>2</sup>)



**FIGURE 41**  
**Rice production yields**  
(metric tons per km<sup>2</sup> paddy area)



**FIGURE 46**  
**Taiwan: rice versus meat consumption**  
(tons consumed per 1,000 population)

